


STURM **UND** PLASTIC


info@sturmundplastic.it  
www.sturmundplastic.com

*division of La Rosa S.p.A.*  
20030 Palazzolo Milanese - MI - Italy  
Via Coti Zelati, 90  
phone + 39 02 99044222  
fax + 39 02 99045611



STURM **UND** PLASTIC

STURM **UND**<sup>®</sup>  
**PLASTIC**



STURM **UND** PLASTIC

## designer

PASCAL BAUER  
CLAUDIO BITETTI  
MARCO CODA MER  
BRUNO PETRONZI  
PROJECT ONE DESIGN STUDIO  
RARI  
GIGI RIGAMONTI  
MATTIA RIGAMONTI  
STUDIO COLORE  
GIGI & CHIARA TANZI  
THE DESIGN LABORATORY  
TOXID  
VERED ZAYKOVSKY

## prodotti/products

ALESSANDRIA	39	61	CHAMPIGNON
EASY FACE	40	65	MANHATTAN
FACE TO FACE	41	63	MESA
GEO BED	44	62	OZEN
GEO BRICK	43	64	QUEEN
GEO GEO	45	67	TA-VOLO
OTTO	46	66	TAPO
BLOODY MARY	49	74	BAROQUE
DOUBLE UP	58	81	BUENA ONDA
GAMINE	50	80	DROP
HUMAN BEING	48	69	GEO 500/503
LIMOUSINE	59	78	GEO PIVOT
NOW	51	70	LUI
OBO	52	73	MIRO'
ONDO	54	72	NEXT MORNING
PASTIS	56	75	SPIEGEL
PUF	55	79	SWING
SITTING WOMAN	53	71	TOP TOP
TOM DON	57	77	TREE
		76	TURN TURN
		83	DOUCER
		84	PARADOSSO
		85	PARADOSSO G
		86	UFF













PUF  
HUMAN BEING  
CHAMPIGNON









TREE  
TA-VOLO  
ONDO  
TOM DON  
EASY FACE

OBO  
PUF  
ALESSANDRIA  
OZEN  
PARADOSSO













SITTING WOMAN  
LUI  
BUENA ONDA



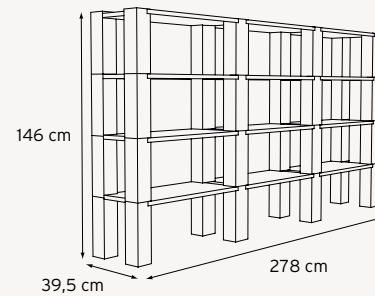




SIS  
SYSTEMI  
TEMS



39

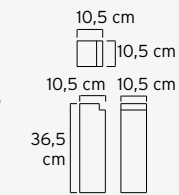


ANELLO/RING

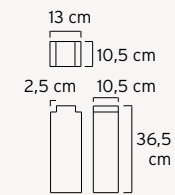


Ø 6 cm

A. Modulo esterno  
Side unit



B. Modulo centrale  
Central unit



**ALESSANDRIA**

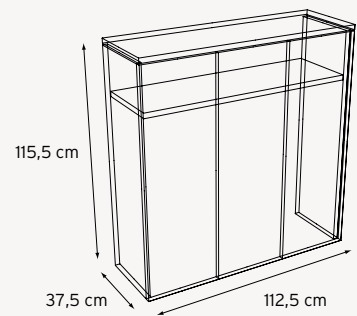
DESIGN: GIGI RIGAMONTI

Libreria/scaffalatura modulare in plastica trasparente estendibile in larghezza e in altezza. I moduli vengono fissati mediante l'anello di interconnessione anello.

Clear plastic modular bookcase/shelving which can be extended lengthwise or height-wise. Circular ring elements are used to join the units together.



40



## EASY FACE

DESIGN: PROJECT ONE DESIGN STUDIO (EASY FACE)  
GIGI RIGAMONTI (FACE TO FACE)

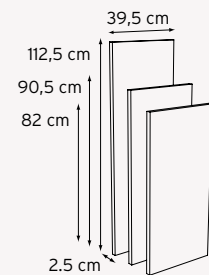
Sistema componibile realizzato con piani in plastica trasparente e giunti in acciaio.

*Modular system of clear plastic shelves and steel joints.*

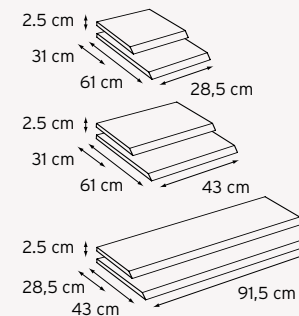


41

Pannelli/ Panels



Ripianti con angolo smussato/  
Shelves with dulled angles



Serie di pannelli e ripiani rettangolari in plastica trasparente.

## FACE TO FACE

DESIGN: GIGI RIGAMONTI

*Range of clear plastic rectangular panels or shelves.*

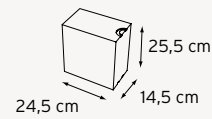


42

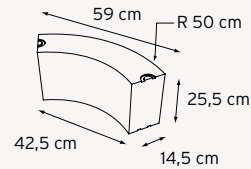


43

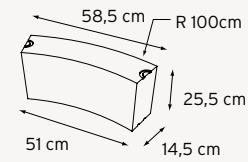
GEO BRICK 25



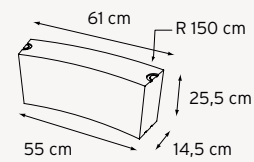
GEO BRICK 100



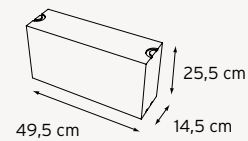
GEO BRICK 200



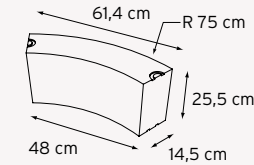
GEO BRICK 300



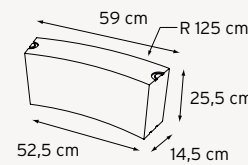
GEO BRICK 50



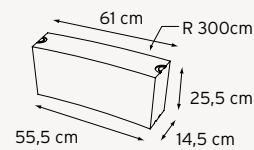
GEO BRICK 150



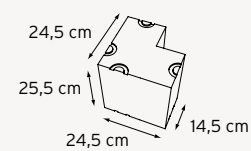
GEO BRICK 250



GEO BRICK 600



GEO BRICK A



ANELLO/RING



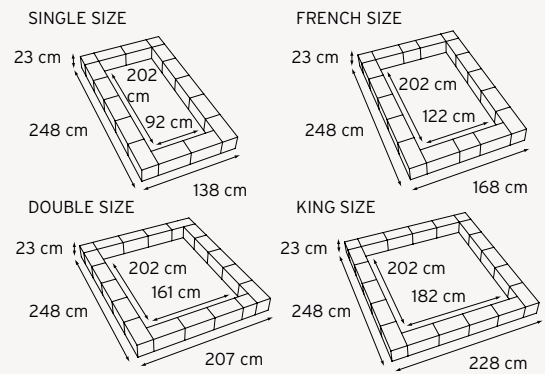
Sistema di parallelepipedi ed elementi semicirculari e angolari di diverso raggio in plastica trasparente, accostabili tra loro mediante l'utilizzo di un anello.

System of clear plastic elements: rectangular, angled and semicircular ones of various radii, joined together by a ring component.

**GEO BRICK**  
DESIGN: GIGI RIGAMONTI



44



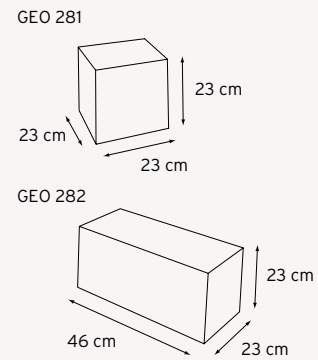
**GEO BED**  
 DESIGN: GIGI RIGAMONTI

Cornice per letti, singoli, French size, matrimoniali o King size composta da elementi in plastica trasparente.  
 \*materasso e rete non forniti

*Frame of clear plastic elements, for single, small double, double or king-size beds.  
 \*mattress and mattress base not included*



45



**GEO GEO**  
 DESIGN: GIGI RIGAMONTI

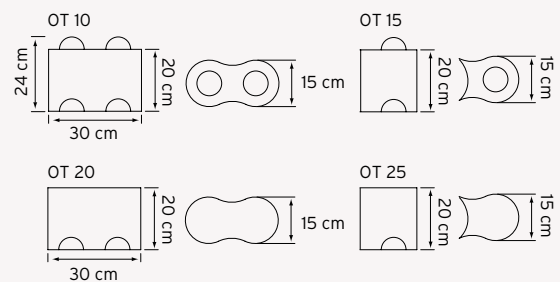
Parallelepipedo e cubo in plastica trasparente, accostabili tra loro mediante l'utilizzo di silicone trasparente.

*Clear plastic rectangular and square cubes for creating various arrangements; fixed together using clear silicone.*






46



**OTTO**  
 DESIGN: MARCO CODA MER

Sistema componibile in materiale plastico trasparente.

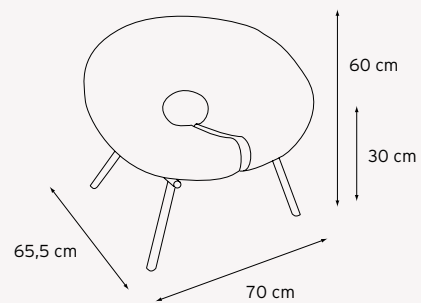
*Clear plastic modular system.*



**S**  
 SEDUTE  
 FITTING



48



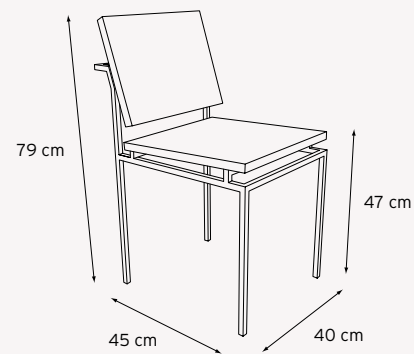
### HUMAN BEING

DESIGN: PASCAL BAUER & GIGI RIGAMONTI

Poltroncina con scocca in materiale  
plastico e struttura in metallo verniciato.

*Chair with a plastic seat on a painted  
metal base frame.*

49



### BLOODY MARY

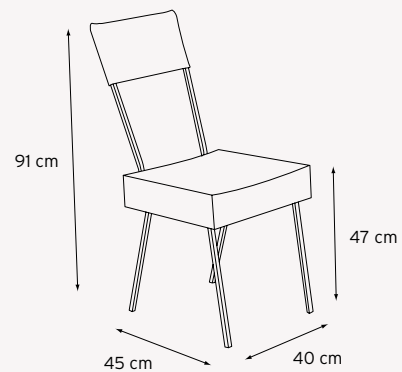
DESIGN: RARI

Sedia con struttura in tubolare quadrato,  
schienale e seduta in plastica trasparente.

*Chair with a square-tube frame, clear  
plastic seat and back.*



50



Sedia in plastica trasparente con struttura in metallo verniciato epossidico e schienale in tessuto gommato rosso.

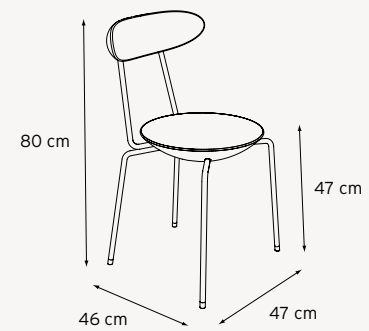
*Chair with an epoxy-painted metal frame, clear plastic seat and red rubber-coated fabric backrest.*

## GAMINE

DESIGN: GIGI RIGAMONTI



51



Sedia impilabile con struttura in metallo verniciato epossidico, seduta e schienale in poliuretano autopellante intercambiabili.

*Stacking chair with epoxy-painted metal frame and interchangeable self-skinning polyurethane seat and back.*

## NOW

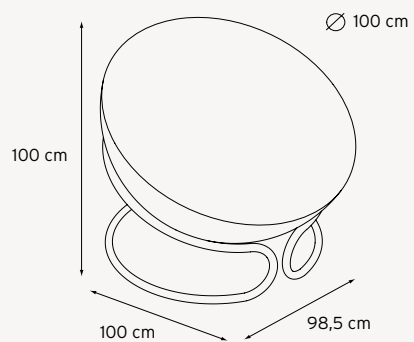
DESIGN: VERED ZAYKOVSKY



52



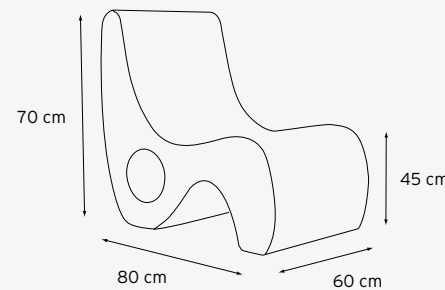
53



Poltrona monoscocca in poliuretano autopellante, base in metallo verniciato o acciaio satinato.

**OBO**  
DESIGN: VERED ZAYKOVSKY

*Self-skinning polyurethane monocoque armchair. Painted metal or satin-steel base.*



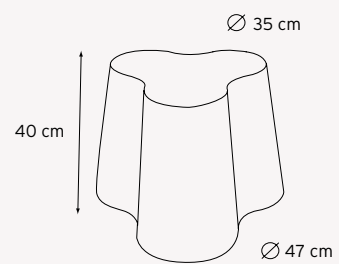
Poltrona in poliuretano espanso rivestita in tessuto sfoderabile. Inserto cilindrico in plastica trasparente.

**SITTING WOMAN**  
DESIGN: GIGI RIGAMONTI

*Polyurethane foam low chair with removable fabric upholstery. Clear plastic cylindrical insert.*



54



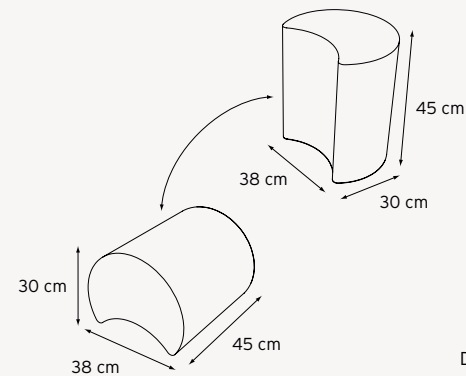
**ONDO**  
DESIGN: PASCAL BAUER

Sgabello/tavolino in plastica trasparente o poliuretano autopellante colorato.

*Clear plastic or coloured self-skinning polyurethane stool/occasional table.*



55



**PUF**  
DESIGN: VERED ZAYKOVSKY & GIGI RIGAMONTI

Poggiapiedi/sgabello in poliuretano autopellante.

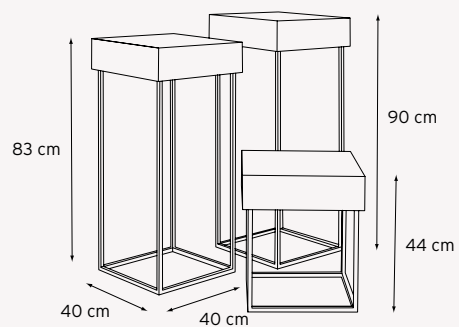
*Self-skinning polyurethane footstool/stool.*



56



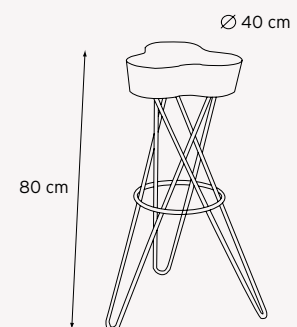
57



Collezioni di sgabelli o consolle in diverse altezze con struttura in metallo verniciato epossidico e piano in plastica trasparente.

**PASTIS**  
DESIGN: GIGI RIGAMONTI

*Collections of stools or console tables of different heights. Epoxy-painted metal frame, clear plastic top.*



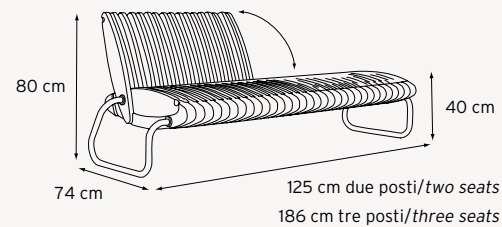
Sgabello con struttura in metallo e seduta disponibile in plastica trasparente o poliuretano autopellante.

**TOM DON**  
DESIGN: TOXID

*Metal stool with clear plastic or self-skinning polyurethane seat.*



58



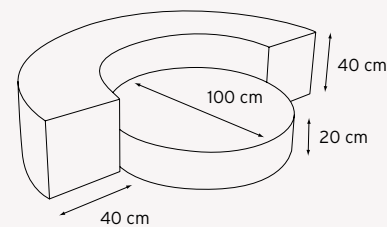
**DOUBLE UP**  
DESIGN: THE DESIGN LABORATORY

Sistema di seduta a due/tre posti in poliuretano autopellante con struttura in acciaio satinato.

*System of two/three-seater in self-skinning polyurethane seating elements on a steel-satin frame.*



59



**LIMOUSINE**  
DESIGN: CLAUDIO BITETTI

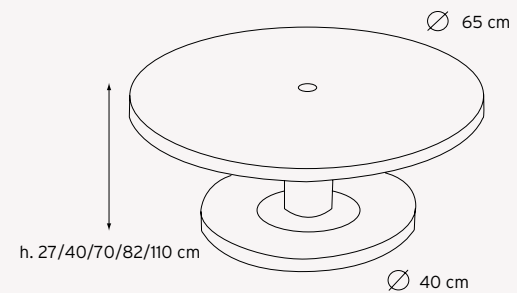
Divanetto sfoderabile composto da due elementi (circolare e semicircolare) in poliuretano rivestito in tessuto.

*Sofa consisting of two polyurethane elements (circular and semicircular) upholstered in fabric. Removable covers.*

TAVOLI  
TAVOLINI  
BLES



61

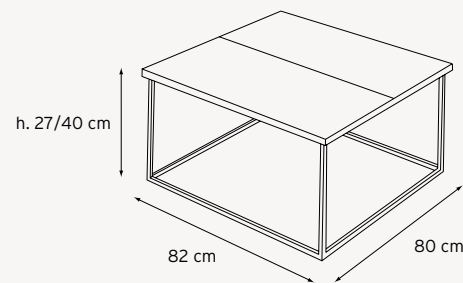


Collezione di tavoli e tavolini con piano e base in plastica trasparente e struttura centrale tubolare in metallo verniciato. Disponibile in diverse altezze.

*Collection of tables and low tables with a clear plastic top and base, central painted metal tubular structure. Available in various heights.*

**CHAMPIGNON**  
DESIGN: GIGI RIGAMONTI



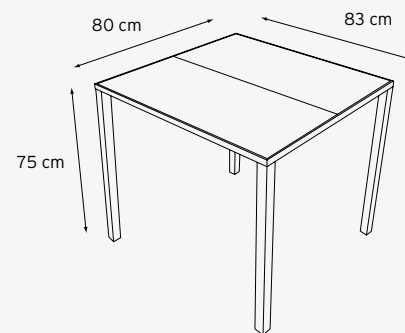


**OZEN**  
DESIGN: GIGI RIGAMONTI

Coffee table con struttura in metallo verniciato epossidico, piano in plastica trasparente.

*Epoxy-painted metal coffee table with a clear plastic top.*

62



**MESA**  
DESIGN: GIGI RIGAMONTI

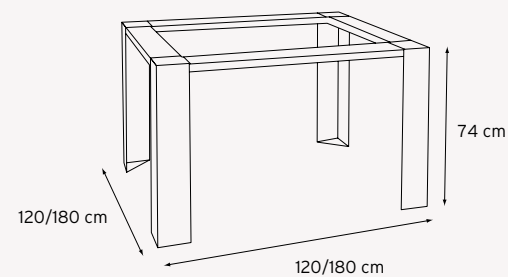
Tavolo con struttura in metallo verniciato e piano in plastica trasparente

*Table with a painted metal frame and clear plastic top.*

63



64



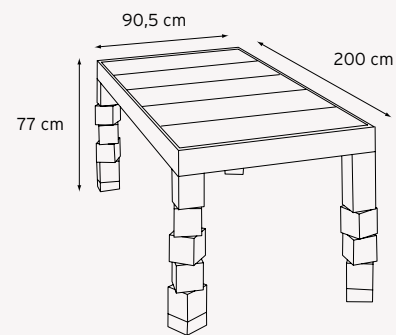
**QUEEN**  
DESIGN: GIGI RIGAMONTI

Tavolo quadrato con cornice in plastica trasparente e piano in vetro, struttura in acciaio.

*Square table with a glass top framed in clear plastic on a steel frame.*



65



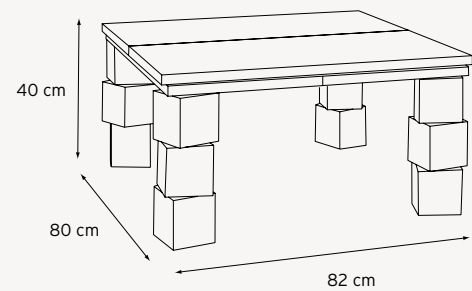
**MANHATTAN**  
DESIGN: RARI

Tavolo con struttura in metallo verniciato, con piano e gambe in plastica trasparente.

*Table with a painted metal frame and clear plastic top and legs.*



66

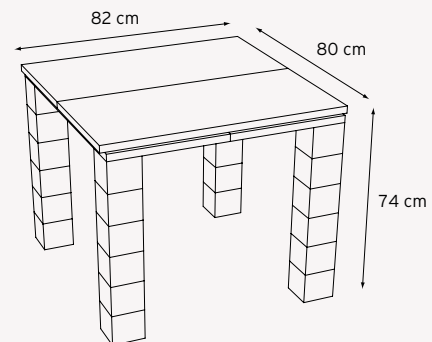


**TAPO**  
DESIGN: GIGI RIGAMONTI

Coffee table in plastica trasparente.  
*Clear plastic coffee table.*



67



**TA-VOLO**  
DESIGN: GIGI RIGAMONTI

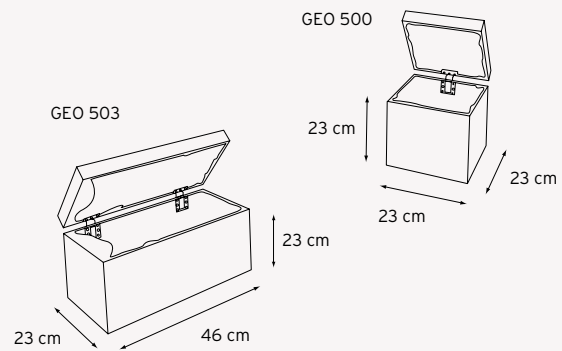
Tavolo in plastica trasparente.  
*Clear plastic table.*



ACC  
ACCESSORI  
ESSORIES



69



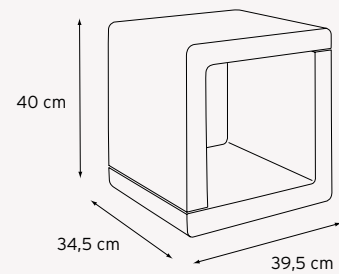
**GEO 500/503**  
DESIGN: GIGI RIGAMONTI

Scatole portaoggetti in plastica trasparente.

*Clear plastic boxes.*



70



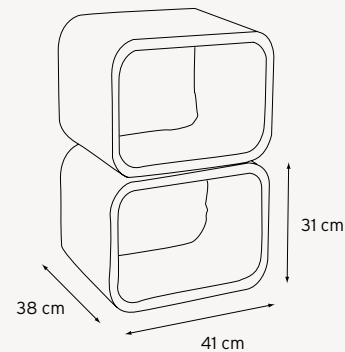
**LUI**  
DESIGN: GIGI RIGAMONTI

Contenitore in plastica trasparente aperto su due lati, accostabili tra loro in lunghezza e altezza.

*Clear plastic container, open on two sides, which can be arranged together by height and length.*



71



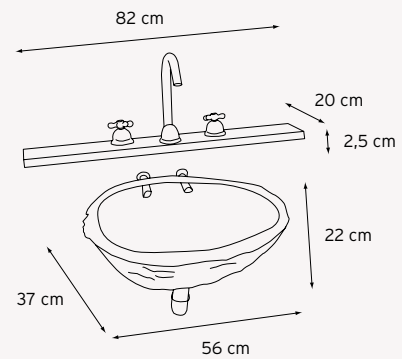
**TOP TOP**  
DESIGN: PASCAL BAUER

Mobiletto in plastica trasparente aperto da un lato e accostabile in altezza.

*Clear plastic unit open on one side, can be placed one on top of the other.*



72



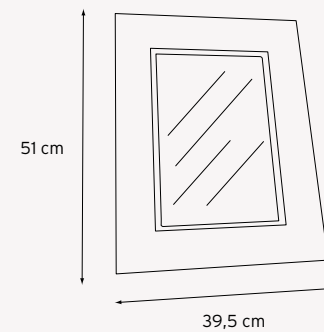
**NEXT MORNING**  
DESIGN: GIGI RIGAMONTI

Lavandino/scultura in plastica trasparente e piano opzionale.  
\*kit rubinetteria non compresa

*Clear plastic basin/sculpture with optional shelf. \*taps and plumbing kit not included*



73




**MIRO'**  
DESIGN: MATTIA RIGAMONTI

Specchio da parete con cornice in plastica trasparente.

*Wall mirror with clear plastic frame.*



74



64/84/114/144/174 cm

64/84/114/144/174 cm

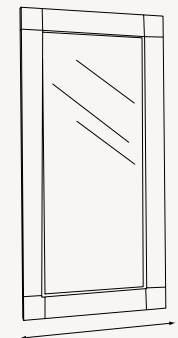
**BAROQUE**  
DESIGN: GIGI RIGAMONTI

Collezione di cornici e specchi a muro con bordi in plastica trasparente.

*Collection of frames and wall mirrors with clear plastic frames.*



75



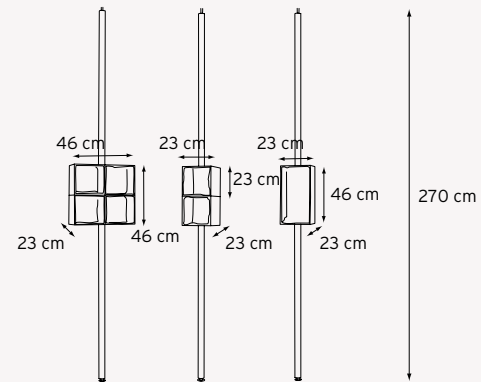
180 cm

60/90 cm

**SPIEGEL**  
DESIGN: GIGI RIGAMONTI

Specchio da terra e parete con cornice liscia in plastica cristallina.

*Floor or wall mirror with smooth crystal-plastic frame.*



76

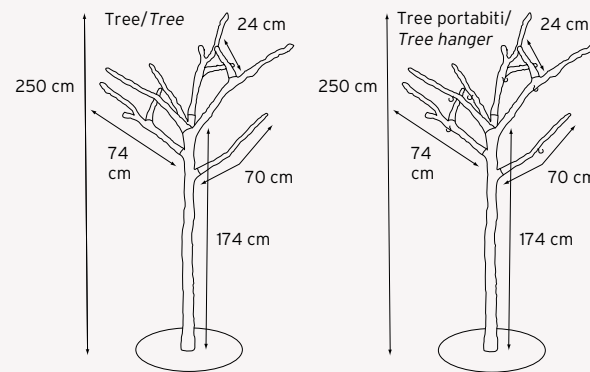
Espositore ad estensione terra/soffitto, composto da palo e vani portaoggetti in plastica trasparente.

**TURN TURN**  
DESIGN: GIGI RIGAMONTI

*Floor-to-ceiling display unit composed of a pole and clear plastic display units.*



77

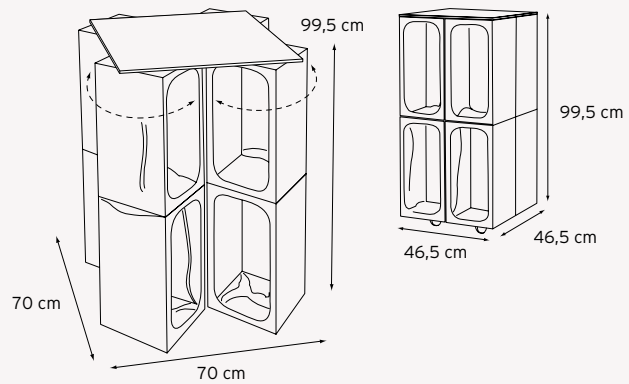


Tree: Scultura in plastica trasparente composta da 9 rami di diverse lunghezze.  
Tree portabiti: Scultura portabiti in plastica trasparente composta da 9 rami di diverse lunghezze e ganci.

**TREE**  
DESIGN: GIGI RIGAMONTI

*Tree: Clear plastic sculpture consisting of 9 branches in different lengths.  
Tree hanger: Clear plastic sculpture consisting of 9 branches in different lengths and clothes hooks.*



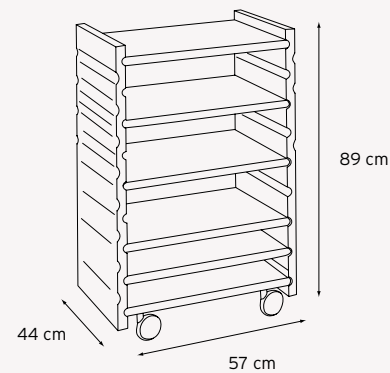


**GEO PIVOT**  
DESIGN: GIGI & CHIARA TANZI

Mobiletto in plastica trasparente su rotelle: apribile e richiudibile con movimento a leva sugli scomparti.

*Cabinet in transparent plastic on small casters: opening and closing through pivoting compartments.*

78



**SWING**  
DESIGN: GIGI RIGAMONTI

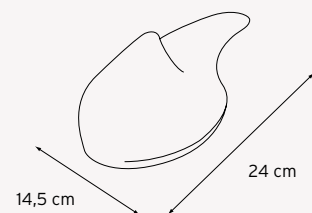
Carrello con ripiani estraibili in plastica trasparente, con ruote.

*Clear plastic trolley with adjustable shelves, with casters.*

79



80

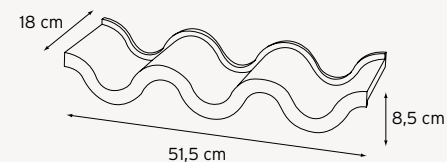


**DROP**  
DESIGN: BRUNO PETRONZI

Mono appendiabiti in plastica trasparente  
*Individual clear plastic clothes-hooks*



81

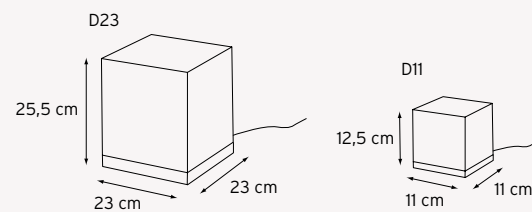


**BUENA ONDA**  
DESIGN: GIGI RIGAMONTI

Portabottiglie modulare in plastica trasparente. Ciascun modulo contiene tre bottiglie.  
*Modular clear plastic bottle-rack. Each piece holds three bottles.*



83



Collezioni di lampade in plastica trasparente e base in acciaio satinato. Illuminazione a led nei colori: bianco, rosso, blu, verde. La versione D23 è disponibile anche in RGB.

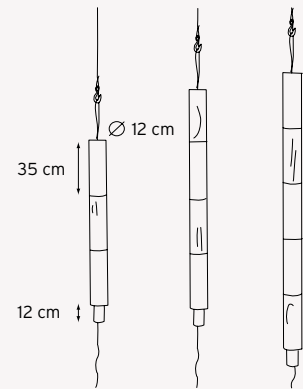
*Collections of clear plastic lamps with satin-steel bases. White, red, blue or green LED lights. Version D23 also available in RGB.*

**DOUCER**  
DESIGN: GIGI RIGAMONTI



84

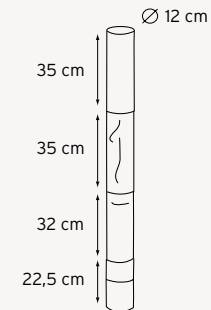
85



Lampada a sospensione composta da cilindri in plastica trasparente e luce Led bianca, supporto in metallo verniciato.

**PARADOSSO**  
DESIGN: GIGI RIGAMONTI

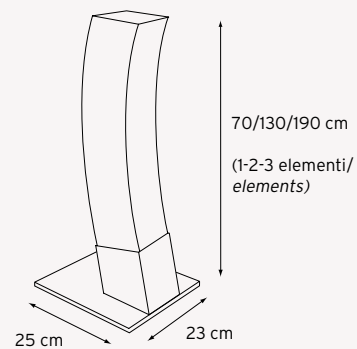
*Hanging lamp consisting of clear plastic tubes and white LED lights. Painted metal support.*



Lampada a terra composta da cilindri in plastica trasparente con illuminazione a Led bianca. Supporto in metallo verniciato.

**PARADOSSO G**  
DESIGN: GIGI RIGAMONTI

*Floor lamp consisting of clear plastic tubes and white LED lights. Painted metal support.*



70/130/190 cm  
(1-2-3 elementi/  
elements)

25 cm 23 cm

## UFF

DESIGN: STUDIO COLORE  
(GIULIANA SUCCO, SERGIO VIOTTI, AKIRA METOKI)

Lampada da terra in plastica trasparente  
e base in acciaio satinato. Luce led bianca.


*Clear plastic floor lamp with a satin-steel  
base. White LED light.*

86

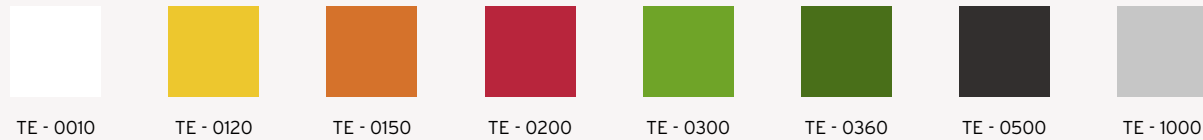


COL  
COLORI  
OURS

Colori trasparenti/ *Transparent colours*




Colori telai/ *Frame colours*



Poliuretano/ *Polyurethane*



Poliuretano metallizzato/ *Metallized polyurethane*



Tessuti/ *Fabrics*



Tessuti/ *Fabrics*



## Introduzione al corretto uso e manutenzione

Tutto il materiale plastico-cristallino di Sturm und plastic deve essere trattato unicamente con saponi neutri e panni morbidi. Le parti in metallo possono essere deterse con detergenti specifici.

Utilizzare acqua tiepida e detergenti neutri non alcalini per la pulizia dei prodotti in poliuretano autopellante.

Evitare in modo assoluto: diluenti, alcool, acetone o prodotti abrasivi o solventi contenenti candeggina o similari.

Reazione agli agenti atmosferici

- Materiale plastico cristallino trasparente e/o colorato:  
I nostri prodotti realizzati in plastica trasparente ideali per interni, possono anche essere collocati in verande o patii. Non si consiglia l'uso prolungato in esterni, in quanto il nostro materiale è fotosensibile.

- Materiale Poliuretano autopellante:  
Il nostro poliuretano autopellante è un materiale resistente antiurto e può essere collocato anche in esterno. Ha una certificazione classe UNO I EMME (auto estinguente).

Collaudo e autocertificazione

Per garantire una maggiore stabilità dei nostri sistemi modulari vi consigliamo di utilizzare qualche goccia di silicone.

Si rende noto che tutti i prodotti Sturm und Plastic sono sottoposti a prove di collaudo interne che ne stabiliscono la conformità per l'utilizzo finale.

Un impiego non corretto dei prodotti potrebbe provocare eventuali anomalie e/o danni di cui l'azienda ne è estranea.

## Introduction to the correct use and maintenance

*The whole plastic-crystalline material of Sturm und plastic must entirely be treated with neutral soaps and soft cloths. The parts in metal can be cleansed with specific detergents.*

*Only lukewarm water and alkaline neutral detergents must be used for cleaning the polyurethane.*

*To absolute avoid: thinners, alcohol, acetone, abrasive or solvents products containing bleach or similar.*

Reaction to the atmospheric agents

- *Transparent and coloured crystalline plastic material:  
Our transparent plastic complements of furniture are ideal for indoor use and can be also placed outdoor under a shelter or patio. The outdoor use is not recommended for long period, as the material is photosensitive.*

- *Selfskinning Polyurethane:  
Polyurethane is resistant and shockproof, and also suitable for outdoor purposes. It has a certification class One 1 EMME (fire resistant).*

Testing and autocertification

*To guarantee a great stability of our modular systems we recommend to use some drops of silicone.*

*We notify that all Sturm und Plastic products are submitted to inside tests that establish the conformity of it for the final use.*

*An improper use of the products could cause possible anomalies and/or damage of which the producer is not responsible.*



SCULPTURES  
PRESS OFFICE  
GRAPHIC DESIGN  
PHOTOGRAPHY  
SET COORDINATION  
ART DIRECTION

LUCIANO BIOLCATI  
CARLOTTA CASSANI  
SANAZ FARAHMAND  
FABIO GAMBINA  
BARBARA GOLTERMANN  
VERED ZAYKOVSKY

SPECIAL THANKS TO:

BRUNO  
FOSCA  
KAREN  
PORCELANOSA  
RICCARDO

STURM **UND PLASTIC**

division of La Rosa S.p.A.

20030 Palazzolo Milanese - MI - Italy  
Via Coti Zelati, 90

phone + 39 02 99044222  
fax + 39 02 99045611

Copyright 2009 La Rosa  
Printed in Italy - All rights reserved

info@sturmundplastic.it  
www.sturmundplastic.com



